

Kit
Kits
Kits
Set
Kits





Ø 75 mm - 3"



Impianto completo di aspirazione gas di scarico con canalina ETK e carrelli scorrevoli portatubo. Completo di elettroaspiratore e predisposizione per staffaggio scorrevole.


Complete exhaust extraction system with aluminium track ETK and sliding carriages. Fan and predisposition for sliding fixing point are included.

Complete exhaust extraction system with aluminium track ETK and sliding carriages. Fan and predisposition for sliding fixing point are included.

Kanalanlage komplett mit Ventilator, Laufwagen und Zubehör.

Sistema completo de extracción de gases de escape formado por un carril de aluminio y carros deslizantes, equipado con un electroventilador, y están incluidos los soportes deslizantes.

OPTIONAL




ECOSYS-A/1						
ECOSYS-A-6/1						
6 mt - 20 ft	1	7,5 mt - 25 ft	200° C - 392° F	BGT-75/140	1 HP - 0,75 Kw	3
ECOSYS-A-9/1						
9 mt - 30 ft	1	7,5 mt - 25 ft	200° C - 392° F	BGT-75/140	1 HP - 0,75 Kw	4
ECOSYS-A-12/1						
12 mt - 40 ft	1	7,5 mt - 25 ft	200° C - 392° F	BGT-75/140	1 HP - 0,75 Kw	5
ECOSYS-A-15/1						
15 mt - 50 ft	1	7,5 mt - 25 ft	200° C - 392° F	BGT-75/140	1 HP - 0,75 Kw	6
ECOSYS-A-18/1						
18 mt - 59 ft	1	7,5 mt - 25 ft	200° C - 392° F	BGT-75/140	1 HP - 0,75 Kw	7
ECOSYS-A-21/1						
21 mt - 69 ft	1	7,5 mt - 25 ft	200° C - 392° F	BGT-75/140	1 HP - 0,75 Kw	8

ECOSYS-A/2						
ECOSYS-A-6/2						
6 mt - 20 ft	2	7,5 mt - 25 ft	200° C - 392° F	BGT-75/140	1,5 HP - 1,1 Kw	3
ECOSYS-A-9/2						
9 mt - 30 ft	2	7,5 mt - 25 ft	200° C - 392° F	BGT-75/140	1,5 HP - 1,1 Kw	4
ECOSYS-A-12/2						
12 mt - 40 ft	2	7,5 mt - 25 ft	200° C - 392° F	BGT-75/140	1,5 HP - 1,1 Kw	5
ECOSYS-A-15/2						
15 mt - 50 ft	2	7,5 mt - 25 ft	200° C - 392° F	BGT-75/140	1,5 HP - 1,1 Kw	6
ECOSYS-A-18/2						
18 mt - 59 ft	2	7,5 mt - 25 ft	200° C - 392° F	BGT-75/140	1,5 HP - 1,1 Kw	7
ECOSYS-A-21/2						
21 mt - 69 ft	2	7,5 mt - 25 ft	200° C - 392° F	BGT-75/140	1,5 HP - 1,1 Kw	8



ECOSYS-B/1						
ECOSYS-B-6/1						
6 mt - 20 ft	1	7,5 mt - 25 ft	200° C - 392° F	BGT-100/140	1 HP - 0,75 Kw	3
ECOSYS-B-9/1						
9 mt - 30 ft	1	7,5 mt - 25 ft	200° C - 392° F	BGT-100/140	1 HP - 0,75 Kw	4
ECOSYS-B-12/1						
12 mt - 40 ft	1	7,5 mt - 25 ft	200° C - 392° F	BGT-100/140	1 HP - 0,75 Kw	5
ECOSYS-B-15/1						
15 mt - 50 ft	1	7,5 mt - 25 ft	200° C - 392° F	BGT-100/140	1 HP - 0,75 Kw	6
ECOSYS-B-18/1						
18 mt - 59 ft	1	7,5 mt - 25 ft	200° C - 392° F	BGT-100/140	1 HP - 0,75 Kw	7
ECOSYS-B-21/1						
21 mt - 69 ft	1	7,5 mt - 25 ft	200° C - 392° F	BGT-100/140	1 HP - 0,75 Kw	8

ECOSYS-B/2						
ECOSYS-B-6/2						
6 mt - 20 ft	2	7,5 mt - 25 ft	200° C - 392° F	BGT-100/140	1,5 HP - 1,1 Kw	3
ECOSYS-B-9/2						
9 mt - 30 ft	2	7,5 mt - 25 ft	200° C - 392° F	BGT-100/140	1,5 HP - 1,1 Kw	4
ECOSYS-B-12/2						
12 mt - 40 ft	2	7,5 mt - 25 ft	200° C - 392° F	BGT-100/140	1,5 HP - 1,1 Kw	5
ECOSYS-B-15/2						
15 mt - 50 ft	2	7,5 mt - 25 ft	200° C - 392° F	BGT-100/140	1,5 HP - 1,1 Kw	6
ECOSYS-B-18/2						
18 mt - 59 ft	2	7,5 mt - 25 ft	200° C - 392° F	BGT-100/140	1,5 HP - 1,1 Kw	7
ECOSYS-B-21/2						
21 mt - 69 ft	2	7,5 mt - 25 ft	200° C - 392° F	BGT-100/140	1,5 HP - 1,1 Kw	8



Ø 100 mm - 4"



Impianto completo di aspirazione gas di scarico con canalina ETK e carrelli scorrevoli portatubo. Completo di elettroaspiratore e predisposizione per staffaggio scorrevole.

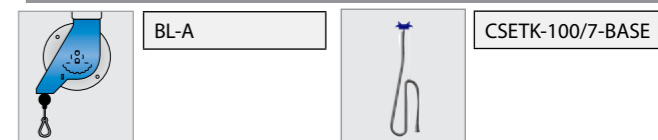
Complete exhaust extraction system with aluminium track ETK and sliding carriages. Fan and predisposition for sliding fixing point are included.

Complete exhaust extraction system with aluminium track ETK and sliding carriages. Fan and predisposition for sliding fixing point are included.

Kanalanlage komplett mit Ventilator, Laufwagen und Zubehör.

Sistema completo de extracción de gases de escape formado por un carril de aluminio y carros deslizantes, equipado con un electroventilador, y están incluidos los soportes deslizantes.

OPTIONAL





Impianto completo di aspirazione gas di scarico con canalina XTK1 e carrelli scorrevoli portatubo. Completo di elettroaspiratore e predisposizione per staffaggio scorrevole.

Complete exhaust extraction system with aluminium track XTK1 and sliding carriages. Fan and predisposition for sliding fixing point are included.

Complete exhaust extraction system with aluminium track XTK1 and sliding carriages. Fan and predisposition for sliding fixing point are included.

Kanalanlage komplett mit Ventilator, Laufwagen und Zubehör.

Sistema completo de extracción de gases de escape formado por un carril de aluminio y carros deslizantes, equipado con un electroventilador, y están incluidos los soportes deslizantes.



ECOSYS-C/1						
ECOSYS-C-9/1						
9 mt 30 ft	1	7,5 mt 25 ft	200° C 392° F	BGPG- 125/200	1,5 HP 1,1 Kw	4
ECOSYS-C-12/1						
12 mt 40 ft	1	7,5 mt 25 ft	200° C 392° F	BGPG- 125/200	1,5 HP 1,1 Kw	5
ECOSYS-C-15/1						
15 mt 50 ft	1	7,5 mt 25 ft	200° C 392° F	BGPG- 125/200	1,5 HP 1,1 Kw	6
ECOSYS-C-18/1						
18 mt 59 ft	1	7,5 mt 25 ft	200° C 392° F	BGPG- 125/200	1,5 HP 1,1 Kw	7

ECOSYS-C/2						
ECOSYS-C-12/2						
12 mt 40 ft	2	7,5 mt 25 ft	200° C 392° F	BGPG- 125/200	2 HP 1,5 Kw	5
ECOSYS-C-15/2						
15 mt 50 ft	2	7,5 mt 25 ft	200° C 392° F	BGPG- 125/200	2 HP 1,5 Kw	6
ECOSYS-C-18/2						
18 mt 59 ft	2	7,5 mt 25 ft	200° C 392° F	BGPG- 125/200	2 HP 1,5 Kw	7
ECOSYS-C-21/2						
21 mt 69 ft	2	7,5 mt 25 ft	200° C 392° F	BGPG- 125/200	2 HP 1,5 Kw	8
ECOSYS-C-24/2						
24 mt 79 ft	2	7,5 mt 25 ft	200° C 392° F	BGPG- 125/200	2 HP 1,5 Kw	9
ECOSYS-C-27/2						
27 mt 89 ft	2	7,5 mt 25 ft	200° C 392° F	BGPG- 125/200	2 HP 1,5 Kw	10
ECOSYS-C-30/2						
30 mt 99 ft	2	7,5 mt 25 ft	200° C 392° F	BGPG- 125/200	2 HP 1,5 Kw	11

OPTIONAL	
	BL-A

ECOSYS-D/1						
ECOSYS-D-9/1						
9 mt 30 ft	1	7,5 mt 25 ft	200° C 392° F	BGPG- 150/200	2 HP 1,5 Kw	4
ECOSYS-D-12/1						
12 mt 40 ft	1	7,5 mt 25 ft	200° C 392° F	BGPG- 150/200	2 HP 1,5 Kw	5
ECOSYS-D-15/1						
15 mt 50 ft	1	7,5 mt 25 ft	200° C 392° F	BGPG- 150/200	2 HP 1,5 Kw	6
ECOSYS-D-18/1						
18 mt 59 ft	1	7,5 mt 25 ft	200° C 392° F	BGPG- 150/200	2 HP 1,5 Kw	7



Impianto completo di aspirazione gas di scarico con canalina XTK1 e carrelli scorrevoli portatubo. Completo di elettroaspiratore e predisposizione per staffaggio scorrevole.

Complete exhaust extraction system with aluminium track XTK1 and sliding carriages. Fan and predisposition for sliding fixing point are included.

Complete exhaust extraction system with aluminium track XTK1 and sliding carriages. Fan and predisposition for sliding fixing point are included.

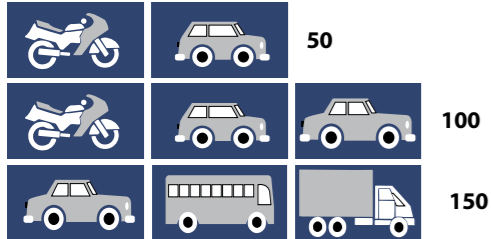
Kanalanlage komplett mit Ventilator, Laufwagen und Zubehör.

Sistema completo de extracción de gases de escape formado por un carril de aluminio y carros deslizantes, equipado con un electroventilador, y están incluidos los soportes deslizantes.

ECOSYS-D/2						
ECOSYS-D-12/2						
12 mt 40 ft	2	7,5 mt 25 ft	200° C 392° F	BGPG- 150/200	3 HP 2,2 Kw	5
ECOSYS-D-15/2						
15 mt 50 ft	2	7,5 mt 25 ft	200° C 392° F	BGPG- 150/200	3 HP 2,2 Kw	6
ECOSYS-D-18/2						
18 mt 59 ft	2	7,5 mt 25 ft	200° C 392° F	BGPG- 150/200	3 HP 2,2 Kw	7
ECOSYS-D-21/2						
21 mt 69 ft	2	7,5 mt 25 ft	200° C 392° F	BGPG- 150/200	3 HP 2,2 Kw	8
ECOSYS-D-24/2						
24 mt 79 ft	2	7,5 mt 25 ft	200° C 392° F	BGPG- 150/200	3 HP 2,2 Kw	9
ECOSYS-D-27/2						
27 mt 89 ft	2	7,5 mt 25 ft	200° C 392° F	BGPG- 150/200	3 HP 2,2 Kw	10
ECOSYS-D-30/2						
30 mt 99 ft	2	7,5 mt 25 ft	200° C 392° F	BGPG- 150/200	3 HP 2,2 Kw	11

OPTIONAL	
	BL-A





Aspiratore mobile con bocchetta montata su asta regolabile per estrazione gas di scarico dalla zona di lavoro.

Mobile fan with nozzle mounted on adjustable rod for exhaust gas extraction from the working area.

Unité mobile avec entonnoir monté sur pied réglable pour l'évacuation des gazs d'échappement de l'aire de travail.

Mobiles Absauggerät für LKW oder AU.

Unidad móvil con boquerel montado sobre asta con regulacion para la evacuación de gases de escape desde la zona de trabajo.



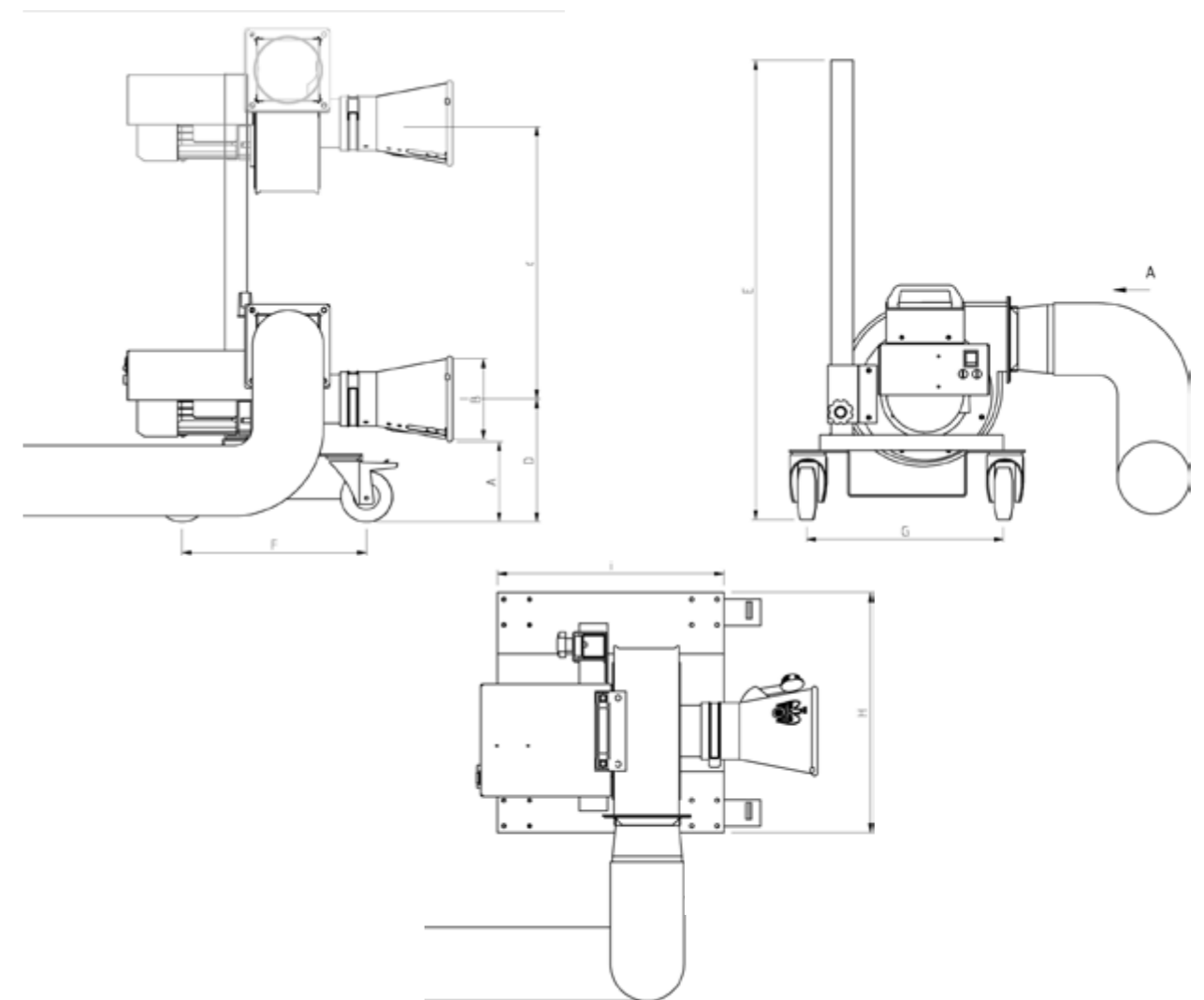
TROTTER-50



TROTTER-100/150




TROTTER-50



Mod	A	B	C	D	E	F	G	H	I	ALIMENTAZIONE*	Hp	mc/h
TROTTER 50	150	140	650	250	1000	340	355	423	400	230- 3 phase -50Hz	0,5 Hp 0,35 Kw	1000mc/h
TROTTER 100	150	200	850	250	1200	340	355	423	400	230- 3 phase -50Hz	1,0 HP 0,75 Kw	1600mc/h
TROTTER 150	150	200	850	250	1200	340	355	423	400	230- 3 phase -50Hz	1,55 Hp 1,1 Kw	2800mc/h

* Su richiesta si possono avere ad alimentazione monofase (230v-50Hz)
 * Upon request you can have single phase power (230V-50Hz)
 * Sur demande, vous pouvez avoir une alimentation monophasée (230V-50Hz)
 * Auf Anfrage sind Monophasig Schalttafeln verfügbar (230V-50Hz)
 * A demanda con alimentacion monofasica (230v-50Hz)



TROTT.50-TUBO

10 mt
Ø 100 mm

TROT.100-TUBO

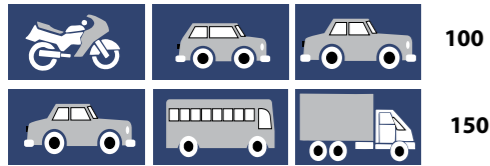
10 mt
Ø 150 mm

TROT.150-TUBO

10 mt
Ø 150 mm



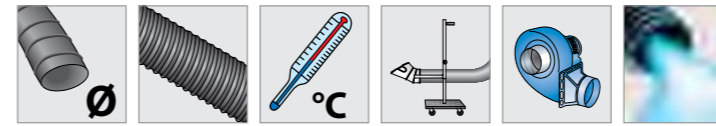
Aggiungere il tubo di uscita codificato qui a destra.
 To be ordered with the expulsion hose here right.
 Commander avec le tuyau d'expulsion ici a droite.
 Bestellen mit die Ausblassschlauch hier Rechts.
 Pedir tambien la manguera de espulsión aqui a la derecha.




- 100 Aspiratore mobile con bocchetta montata su asta regolabile per estrazione gas di scarico dalla zona di lavoro.
- 150 Mobile fan with nozzle mounted on adjustable rod for exhaust gas extraction from the working area.
- Unité mobile avec entonnoir monté sur pied regulable pour l'évacuation des gases d'échappement de l'aire de travail.
- Mobiles Absauggerät für LKW oder AU.
- Unidad movil con boquerel montado sobre asta con regulacion para la evacuación de gases de escape desde la zona de trabajo.



TROTTER-100/S	Aggiungere il tubo di uscita codificato qui a destra. To be ordered with the expulsion hose here right. Commander avec le tuyau d'expulsion ici a droite. Bestellen mit die Ausblassschlauch hier Rechts. Pedir tambien la manguera de espulsión aqui a la derecha	TRO.100S-TUBO
1900 m³/h 1117 c.f.m.	1 HP 0,75 Kw	10 mt Ø 150 mm
TROTTER-150/S		TRO.150S-TUBO
2800 m³/h 1646 c.f.m.	1,5 HP 1,15 Kw	10 mt Ø 150 mm



AU-II/ECO			AL100 OUTLET Ø180R		
100 mm 4"	5 mt 16,4 ft	200° C 392° F	BC-AU-II/100	1 HP 0,75 Kw	650 m³/h 382 c.f.m.
AU-II/PRO			AL100 OUTLET Ø180R		
150 mm 6"	5 mt 16,4 ft	200° C 392° F	BC-AU-II	1,5 HP 1,1 Kw	1400 m³/h 823 c.f.m.
AU-II/FAP			AL100 OUTLET Ø180R		
150 mm 6"	5 mt 16,4 ft	400° C 752° F	BC-AU-II	1,5 HP 1,1 Kw	1400 m³/h 823 c.f.m.
AU-II/DYNO			AL100 OUTLET Ø200R		
200 mm 8"	5 mt 16,4 ft	1000° C 1832° F	BOT-600 CAR	3 HP 2,2 Kw	2500 m³/h 1470 c.f.m.



- Impianto completo di aspirazione gas di scarico con canalina ETK e carrelli scorrevoli portatubo. Completo di elettroaspiratore e predisposizione per staffaggio scorrevole.
- Complete exhaust extraction system with aluminium track ETK and sliding carriages. Fan and predisposition for sliding fixing point are included.
- Complete exhaust extraction system with aluminium track ETK and sliding carriages. Fan and predisposition for sliding fixing point are included.
- Kanalanlage komplett mit Ventilator, Laufwagen und Zubehör.
- Sistema completo de extracción de gases de escape formado por un carril de aluminio y carros deslizantes, equipado con un electroventilador, y están incluidos los soportes deslizantes.





AK 35 OUTLET Ø75L ECOARG1-75/5				
350 m³/h 206 c.f.m.	0,5 HP 0,35 Kw	5 mt 16,5 ft	75 mm 3"	BGT-75/140
AK 35 OUTLET Ø75L ECOARG1-75/7.5				
350 m³/h 206 c.f.m.	0,5 HP 0,35 Kw	7,5 mt 25 ft	75 mm 3"	BGT-75/140
AK 35 OUTLET Ø75L ECOARG1-75/10				
350 m³/h 206 c.f.m.	0,5 HP 0,35 Kw	10 mt 32 ft	75 mm 3"	BGT-75/140
AK 35 OUTLET Ø75L ECOARG1-75/5M				
350 m³/h 206 c.f.m.	0,5 HP-0,35 Kw 1phase	5 mt 16,5 ft	75 mm 3"	BGT-75/140
AK 35 OUTLET Ø75L ECOARG1-75/7.5M				
350 m³/h 206 c.f.m.	0,5 HP-0,35 Kw 1phase	7,5 mt 25 ft	75 mm 3"	BGT-75/140
AK 35 OUTLET Ø75L ECOARG1-75/10M				
350 m³/h 206 c.f.m.	0,5 HP-0,35 Kw 1phase	10 mt 32 ft	75 mm 3"	BGT-75/140




- Unità fissa a parete per l'aspirazione dei gas di scarico di veicoli di piccola e media cilindrata.
- Wall mounted exhaust extraction unit for small and medium size vehicles.
- Unitée fixe pour l'évacuation des gases d'échappement de Vehicules Legeres.
- Einzel- und Doppel Miniset für PKW.
- Unidad fija a pared, para la aspiración de los gases de escape de turismos de pequeña y media cilindrada.



ECOARG2-75/5				
700 m³/h 412 c.f.m.	0,5 HP 0,35 Kw	5 mt 16,5 ft	75 mm 3"	BGT-75/140
ECOARG2-75/5M				
700 m³/h 412 c.f.m.	0,5 HP 0,35 Kw	5 mt 16,5 ft	75 mm 3"	BGT-75/140




AL50 OUTLET Ø150R ARGON-1-75/3				
350 m³/h 206 c.f.m.	0,5 HP 0,35 Kw	3 mt 10 ft	75 mm 3"	BGT-75/140
AL50 OUTLET Ø150R ARGON-1-75/5				
350 m³/h 206 c.f.m.	0,5 HP 0,35 Kw	5 mt 16,4 ft	75 mm 3"	BGT-75/140
AL50 OUTLET Ø150R ARGON-1-75/7				
350 m³/h 206 c.f.m.	0,5 HP 0,35 Kw	7,5 mt 25 ft	75 mm 3"	BGT-75/140
AL100 OUTLET Ø180R ARGON-1-100/5				
650 m³/h 382 c.f.m.	1 HP 0,75 Kw	5 mt 16,4 ft	100 mm 4"	BGT-100/140
AL50 OUTLET Ø150R ARGON-2-75/3				
700 m³/h 412 c.f.m.	0,5 HP 0,35 Kw	3 mt 10 ft	75 mm 3"	BGT-75/140
AL50 OUTLET Ø150R ARGON-2-75/5				
700 m³/h 412 c.f.m.	0,5 HP 0,35 Kw	5 mt 16,4 ft	75 mm 3"	BGT-75/140
AL50 OUTLET Ø150R ARGON-2-75/7				
700 m³/h 412 c.f.m.	0,5 HP 0,35 Kw	7,5 mt 25 ft	75 mm 3"	BGT-75/140
AL100 OUTLET Ø180R ARGON-2-100/5				
1300 m³/h 764 c.f.m.	1 HP 0,75 Kw	5 mt 16,4 ft	100 mm 4"	BGT-100/140
AL100 OUTLET Ø180R ARGON-2-100/10				
1300 m³/h 764 c.f.m.	1 HP 0,75 Kw	10 mt 32 ft	100 mm 4"	BGT-100/140





OPTIONAL

BLS-ALSUP/075	75 mm		
BLS-ALSUP/100	100 mm		
BLS-ALSUP/125	125 mm		
BLS-ALSUP/150	150 mm		



- Unità fissa a parete per l'aspirazione dei gas di scarico di veicoli di piccola e media cilindrata.
- Wall mounted exhaust extraction unit for small and medium size vehicles.
- Unitée fixe pour l'évacuation des gases d'échappement de Vehicules Legeres.
- Einzel- und Doppel Miniset für PKW.
- Unidad fija a pared, para la aspiración de los gases de escape de turismos de pequeña y media cilindrada.





- B**
 - B**
 - B**
 - VX**
 - VX**
 - VX**
- Impianto di aspirazione con canalina e carrello scorrevole che segue il veicolo durante le operazioni di ispezione e prova freni.
- Exhaust extraction system on aluminium track with sliding carriage which follows the car during inspection or brake test analysis.
- Système d'aspiration de gazs d'échappement avec rail et chariot qui suit le véhicule pendant les opérations de inspection ou analysis des freins.
- Kanalanlage komplett mit Ventilator, Laufwagen und Zubehöre und Balancer als Mitfahranlage.
- Sistema de aspiración de gases de escape formado por carril y carro deslizante que sigue al vehículo durante las operaciones de inspección o prueba de frenos.

TEST-LINE					
Length	Ø	Length	Temp	Model	Power
TEST-LINE-B-9					
9 mt / 30 ft	100 mm / 4"	5 mt / 16,4 ft	200° C / 392° F	BGA-100-PM	1 HP / 0,75 Kw
TEST-LINE-B-12					
12 mt / 40 ft	100 mm / 4"	5 mt / 16,4 ft	200° C / 392° F	BGA-100-PM	1 HP / 0,75 Kw
TEST-LINE-B-15					
15 mt / 50 ft	100 mm / 4"	5 mt / 16,4 ft	200° C / 392° F	BGA-100-PM	1 HP / 0,75 Kw
TEST-LINE-VX-15					
15 mt / 50 ft	150 mm / 6"	7,5 mt / 25 ft	200° C / 392° F	BG 150/200-PM	2 HP / 1,5 Kw
TEST-LINE-VX-18					
18 mt / 59 ft	150 mm / 6"	7,5 mt / 25 ft	200° C / 392° F	BG 150/200-PM	2 HP / 1,5 Kw
TEST-LINE-VX-21					
21 mt / 69 ft	150 mm / 6"	7,5 mt / 25 ft	200° C / 392° F	BG 150/200-PM	2 HP / 1,5 Kw



OPTIONAL	
AUTOMATIC DISCONNECTION	
	KIT-SG-100/7 (B)
	KIT-SG-150/7-XTK (VX)
AUTOMATIC RETURN (*)	
	KIT-CCR/9 (B)
	KIT-CCR/12 (B)
	KIT-CCR/15 (B) (VX)
	KIT-CCR/18 (VX)
	KIT-CCR/21 (VX)

* Da offrire solo insieme al KIT-SG ; To be offered only with automatic disconnection ; A proposer seulement avec le KIT-SG ; Nur mit KIT-SG anzubieten ; Presupostar solamente con KIT-SG.

Filcar Spa è certificata ISO-9001:2008

Filcar Spa is a ISO-9001:2008 certified company
 Filcar S.p.A. est certifiée ISO-9001 : 2008
 Filcar SpA ist nach ISO-9001:2008 zertifiziert
 Filcar Spa tiene la certificación ISO-9001:2008

