



Benders and shears for bars and mesh

Cut & Bend

Benders and shears for bars and mesh



MEP
the history of innovation



www.mepgroup.com



Cut & Bend

POWER IN YOUR HANDS

Our machines are the best solution for steel processing plants and construction sites in terms of quality and productivity. Design and production philosophy is oriented to build extremely robust and reliable machinery.



P 155 SE

The bi-directional **P series** benders are capable of satisfying a wide range of production requirements. P series benders can be programmed to carry out a production cycles containing up to 20 different bending angles (P40 ECS can save up to 74 shapes).

The **T245 shear** is casted as a single steel block with gear system mounted in an oil bath.

The **CAL series radius benders** can produce circles, spirals and segments. By mean of a mechanical coupling device it is possible to process segments partially and/or progressively curved.

The **CRE** and **PRE** series respectively cut to length and bend mesh or electro-welded panels.

Stirrups and large shapes can be programmed and angles corrections can be implemented on bent angles.



P 120 RAPID E
For the production of small and medium size stirrups.



P 130 E
To produce small and medium size stirrups and shapes.




P 140 E
To produce small and medium size stirrups and shapes and optionally equipped for large radius shaping.



P 140 SE
Designed to produce medium and large size stirrups and shapes, the SE Series is equipped with 4 adjustable brackets where 2 contrast pins can be positioned.



P 40 ECS
Equipped with a rotating contrast arm, it is designed to produce stirrups and large shapes with bends on both sides. The electronic control allows to automatic positioning based on the bending cycle.





BLM 12 + P 140 SE

The set-up consisting of a double track **BLM** bench with one or more manual benders creates a complete bending island ready to assure high level of productivity.



The **CT** is a robust and very easy to use cutting bench equipped with a strong and powerful electro-mechanical shear. The simple configuration and limited footprint make it extremely versatile in any lay-out configuration.

Ring formers and manual shears



CAL 132 - CAL 160

The **CAL** Series guarantees the maximum productive flexibility based upon the processed rebar size.



Release device for progressive bending of curved segments.



T 245

Manual shear to cut one or more stock rebars simultaneously.



Electromechanical shear to cut multiple bars simultaneously.



The cutting length of the bars can be automatically measured with a mobile ledge travelling along the evacuation conveyor. (OPTIONAL)

CRE 12

A simple and fast shear for electro-welded mesh, equipped with a double shear system able to cut while advancing the mesh panel in both directions.



- Mesh clamping beam with a rubber insert.



- Cutting unit equipped with a double shear and fence to operate in full safety.

PRE 12 2 V



Electronic programmer for the pre-selection, execution and storage (up to 45 positions) of cycles, up to 20 different bending angles.

Automatic bender for electro-welded mesh panels. The bending cycle is carried out at two different speeds in order to increase productivity.





- Fixed grooved guide to lock the 17 mm or 26 mm bending clamps (other sizes upon request).



- Mobile bending bar, adjustable according to the diameters of the clamps and the respective wire.

TECHNICAL AND PRODUCTION CHARACTERISTICS

 	Dimension (mm) - (inches)	Weight (kg) - (Lbs)	Motor power (kW)	Speed (rpm)	Bends up to Ø (mm) - (inches)	Bending radius	Shears up to Ø (mm) - (inches)
	P 120 RAPID E						
	650 x 1200 x 960 26 x 47 x 38	260 572	1,5 - 1,9	11,7 - 23,4	Ø 20 (2 x Ø 16) #6 - (2 x #5)	-	-
	P 130 E						
	745 x 1175 x 885 29 x 46 x 35	470 1034	2,2 - 3	8,7 - 17,5	Ø 30 (5 x Ø 16) #9 - (5 x #5)	-	-
	P 140 E						
	985 x 1380 x 888 39 x 54 x 35	700 1540	3,8 - 4,8	5,2 - 10,3	Ø 40 (5 x Ø 16) #11 - (5 x #5)	-	-
	P 155 E						
	1085 x 1550 x 890 43 x 61 x 35	1250 2750	4,4 - 5,5	4,3 - 8,6	Ø 55 (6 x Ø 6) #6 - (6 x #5)	-	-
	P 130 SE						
	745 x 1275 x 885 29 x 50 x 35	490 1078	3	8,7 - 17,5	Ø 30 (5 x Ø 16) #9 - (5 x #5)	-	-
	P 140 SE						
	985 x 1522 x 888 39 x 60 x 35	760 1672	3,8 - 4,8	5,2 - 10,3	Ø 40 (5 x Ø 16) #11 - (5 x #5)	-	-
	P 155 SE						
	1085 x 1715 x 890 43 x 68 x 35	1320 2904	4,4 - 5,5	4,3 - 8,6	Ø 55 (6 x Ø 16) #18 - (6 x #5)	-	-
	P 40 ECS						
	1055 x 1400 x 885 42 x 55 x 35	980 2156	5,3	5,6 - 11,3	Ø 40 (5 x Ø 16) #11 - (5 x #5)	-	-
	CAL 132						
	800 x 950 x 960 31 x 37 x 38	350 770	1,8 - 2,5	24 - 48	-	Minimum 70 mm Minimum 3"	-
	CAL 160						
	950 x 1170 x 1060 37 x 46 x 42	530 1166	3,3 - 4,4	21 - 42	-	Minimum 70 mm Minimum 3"	-
	T 245						
	1235 x 525 x 960 49 x 21 x 38	550 1210	3	-	-	-	n° 1xØ40 - n° 5xØ16 n° 1x#11 - n° 5x#5

	Dimension (mm) - (inches)	Weight (kg) - (Lbs)	Motor power (kW)	Useful length (mm) - (inches)	Bends up to Ø (mm) - (inches)	Shears up to Ø (mm) - (inches)
	PRE 12 2V					
	6800 x 1410 x 1035 268 x 56 x 41	1120 2464	5,5	6000 236	40 x Ø 12 40 x Ø #4	-
	CRE 12					
	7820 x 1760 x 1620 308 x 69 x 64	1120 2464	4,75	6000 236	-	Ø 12 - pitch 200 #4 - pitch 7.9"

fy = 600 N/mm² - ft = 700 N/mm² (other loads upon request)

fy: max. unit yield point - ft: max. tensile strength

Note: #3 = 3/8" ; #4 = 1/2" ; #5 = 5/8" ; #6 = 3/4" ; #9 = 1-1/8" ; #11 = 1-3/8" ; #18 = 2-1/8".

MEP

MEP Macchine Elettroniche Piegatrici
via Leonardo Da Vinci, 20
I - 33010 Reana del Roiale (UD) - ITALY
Tel. +39 0432 851455
Fax +39 0432 880140

**MEP
BRASIL**

MEP Brasil
Rua Bom Jesus da Cachoeira, nº 100
Parque Edu Chaves
CEP 02236-020 - Sao Paulo - BRASIL
Tel. +55 11 2240.4610 - 2240.4553
Fax +55 11 2240.4610 - 2240.4553

**MEP
FRANCE**

MEP France S.A.
8 bis, rue des Oziers
BP 40796 Zone d'Activités du Vert Galant
95004 St. Ouen L'Aumône FRANCE
Tel. +33 1 34300676
Fax +33 1 34300672

**MEP
NORD-EUROPE**

MEP Nord-Europe GmbH
Brienner Strasse 55
D-80333 München GERMANY
Tel. +49 089 41610829

**MEP
POLSKA**

MEP Polska Sp. z o.o.
ul. Józefowska 13/A
93-338 Łódź POLAND
Tel. +48 42 645 7225
Fax +48 42 645 7058

**MEP
VOSTOK**

MEP Vostok OOO
Ул.Новаторов, 36 корп.3 Офис XXIV
119421 Москва Россия
Tel./Fax: +7 495 745 04 90

www.mepgroup.com
sales@mepgroup.com