


# SuperAssilex DISCS SHEETS

In today's new painting technology that has less and less tolerance, deep scratches and over-sanding become a big concern...

## Introducing *Super Assilex*

Fast and Uniform coverage with extremely shallow scratches, resulting from the combination of Ultra Flexible bonding and Super Sharp abrasives. Ideal for light sanding on all types of surfaces that demand shallow scratches, uniform finish and still can be done in the shortest time.

- Perfect for Blending, Light Scuffing and Primer Finishing
- Extremely shallow scratch pattern, safe from "over-sanding"
- Fast and uniform coverage, leaves no unsanded areas
- Time saving of 70% or more, thus greatly improves productivity



| Part No.  | Description       | Weight   | Speed      | Orbit Diameter | Air Consumption | Air Pressure | Noise Level |
|-----------|-------------------|----------|------------|----------------|-----------------|--------------|-------------|
| 910-0202  | BA Sander         | 1.60 lbs | 8,500 rpm  | 3 mm           | 12.0 CFM        | 58-87 psi    | 78 dBA      |
| 910-0102  | 6" DA Sander      | 1.98 lbs | 10,000 rpm | 5 mm           | 13.4 CFM        | 57-87 psi    | 78 dBA      |
| 910-0102D | 6" DA Vac. Sander | 2.05 lbs | 8,500 rpm  | 5 mm           | 13.4 CFM        | 57-87 psi    | 82 dBA      |
| 910-7501  | 3" DA Sander      | 1.40 lbs | 15,000 rpm | 3 mm           | 14.0 CFM        | 58-87 psi    | 88 dBA      |

**Recommended Air Tools**  
 KO-202 BA Finishing Sander  
 KD-102 Dual Action Sander  
 KD-501 Mini Dual Action Sander



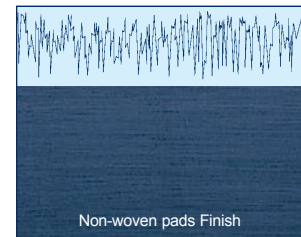

## USAGE

- Ideal for light sanding on all types of surfaces that demand shallow scratches and a uniform finish.
- Light scuffing on primer surfacer before painting.
- Scuffing on ED primer coat of new parts.
- Blending between repaired and non-repaired areas.
- Scuffing old paint or bumpers before painting.
- Removes wax, incrustations, dirt and dust.



## ADVANTAGES

- Fast and uniform coverage, leaves no unsanded areas.
- Extremely shallow scratch pattern, safe from "over-sanding."
- Flexible contact, ideal for concaved and convexed areas.
- No scuffing compounds needed, no color residue to clean up.
- Time saving of 70% or more, thus greatly improves productivity.
- Use pad L (p/n 971-0026) or LS (p/n 971-00268) for full sheets. Pad M (p/n 971-0025, p/n 971-0035, p/n 971-0094 and p/n 971-00948) for half sheets.



| Part No.   | Item                     | K No.  | Size         | *Speed Equivalent | **Finish Equivalent |         | Pcs. per Unit |   |
|--|--------------------------|--|--------------|-------------------|---------------------|---------|---------------|---|
|  |                          |  |              |                   | Manual              | Machine |               |   |
| <b>Super Assilex Sheets</b>  |                          |  |              |                   |                     |         |               |   |
| 191-2517   | Super Assilex Brown      | K-240  | 170 x 130 mm | ±P150             | >P240               | >P280   | 25            |   |
| 191-1515   | Super Assilex Ocean      | K-360  | 170 x 130 mm | ±P240             | >P360               | >P400   | 25            |   |
| 191-1508   | Super Assilex Sky        | K-600  | 170 x 130 mm | ±P320             | >P600               | >P800   | 25            |   |
| 191-1509   | Super Assilex Lemon      | K-800  | 170 x 130 mm | ±P600             | >P800               | >P1000  | 25            |   |
| 191-1510   | Super Assilex Orange     | K-1200   | 170 x 130 mm | ±P1000            | >P1200              | >P1500  | 25            |   |
| 971-0025   | Super Assilex Pad M      | 75 x 120 x 7mm (Soft Hand Foam Pad)                |              |                   |                     |         |               | 4 |
| 971-0094   | Super Assilex Pad M      | 78 x 123 x 7mm (Hard Hand Foam Pad)                |              |                   |                     |         |               | 4 |
| 971-00948  | Super Assilex Pad M      | 70 x 125 x 5mm (Extra Hard for Brown and Ocean)    |              |                   |                     |         |               | 1 |
| 971-0026   | Super Assilex Pad L      | 100 x 150 x 10mm (Soft Hand Foam Pad - Full Sheet) |              |                   |                     |         |               | 2 |
| 971-00268  | Super Assilex Pad LS     | 120 x 150 x 10mm (Interface Pad - Full Sheet)      |              |                   |                     |         |               | 2 |
| 00463  | IPC Band                 | 1" x 6" (for Velour Backing Interface Pads)        |              |                   |                     |         |               | 2 |
| <b>Super Assilex Foam Block System</b>   |                          |  |              |                   |                     |         |               |   |
| 00212  | Super Assilex Foam Block | 65 x 120 x 35mm                                    |              |                   |                     |         |               | 1 |
| 971-0035   | Assilex Interface Pad    | 75 x 120 x 7mm (For use with 00212 & 910-0202)     |              |                   |                     |         |               | 4 |
| <b>6" Super Assilex Discs (with holes)</b>   |                          |  |              |                   |                     |         |               |   |
| 193-2557   | Super Assilex Brown      | K-240  | 6" Dia.      | ±P150             | >P240               | >P280   | 25            |   |
| 193-1545   | Super Assilex Ocean      | K-360  | 6" Dia.      | ±P240             | >P360               | >P400   | 25            |   |
| 193-1538   | Super Assilex Sky        | K-600  | 6" Dia.      | ±P320             | >P600               | >P800   | 25            |   |
| 193-1539   | Super Assilex Lemon      | K-800  | 6" Dia.      | ±P600             | >P800               | >P1000  | 25            |   |
| 193-1540   | Super Assilex Orange     | K-1200   | 6" Dia.      | ±P1000            | >P1200              | >P1500  | 25            |   |
| 971-0049   | 6" Intfc. Cushion Pad    | 6" Dia. - Hard type (for Brown and Ocean)          |              |                   |                     |         |               | 2 |
| 971-0039   | 6" Intfc. Cushion Pad    | 6" Dia. - Soft type (for Sky, Lemon and Orange)    |              |                   |                     |         |               | 2 |
| 971-7054   | 6" Intfc. Cushion Pad    | 6" Dia. - Extra Soft type (for Additional Cushion) |              |                   |                     |         |               | 1 |
| <b>3" Super Assilex Discs (One Super Assilex Interface Pad part no. 971-7503 included with each box)</b> |                          |  |              |                   |                     |         |               |   |
| 730-2510   | Super Assilex Sky        | K-600  | 3" Dia.      | ±P320             | >P600               | >P800   | 50            |   |
| 730-2508   | Super Assilex Lemon      | K-800  | 3" Dia.      | ±P600             | >P800               | >P1000  | 50            |   |
| 730-2507   | Super Assilex Orange     | K-1200   | 3" Dia.      | ±P1000            | >P1200              | >P1500  | 50            |   |
| 971-7503   | 3" Intfc. Cushion Pad    | 3" Dia. - Soft type (for Sky, Lemon and Orange)    |              |                   |                     |         |               | 4 |

\*Speed Equivalent: Time required to sand and completely cover a given area is equivalent to the speed of above grade number in traditional abrasive paper. (Because "depth of sanding scratches" differ from product to product, the above guide is not necessarily equivalent to speed of material removal in volume).

\*\*Finish Equivalent: The effort required to polish the finish of referenced products is equivalent to a finish left behind by above grade number.

## SuperAssilex

