

## 1500 ES-1 B COMBINATION SPANNER SET

in 2/3 ES tool module



Contents		Code	No.
1 B 6 7 8 9 10 11 12 13 14 15 16 17 18 19 20 21 22 PH 42-88 (2 2,5 3 4 5 6 8 10)	2.790	6612280	1500 ES-1 B

Description		Code	No.
ES tool module empty	0.250	5620330	1500 E-1B-7 L

## 1500 ES-2 RING SPANNER SET

in 1/3 ES tool module



Contents		Code	No.
2 6x7 8x9 10x11 12x13 14x15 16x17 18x19 20x22	1.616	6621190	1500 ES-2

Description		Code	No.
ES tool module empty	0.250	5626290	1500 E-2 L

## 1500 ES-2 B RING SPANNER SET, SHORT PATTERN

in 1/3 ES tool module



Contents		Code	No.
2 B 6x7 8x9 10x11 12x13 14x15 17x19	0.630	1731165	1500 ES-2 B

Description		Code	No.
ES tool module empty	0.120	1731173	1500 E-2B-400 L

## 1500 ES-400 SET OF OPEN FLARE NUT SPANNERS

in 1/3 ES tool module



Contents		Code	No.
400 8x10 10x11 12x14 13x15 17x19	0.824	1731157	1500 ES-400

Description		Code	No.
ES tool module empty	0.120	1731173	1500 E-2B-400 L

## 1500 ES-6 OPEN ENDED SPANNER SET

in 1/3 ES tool module



Contents		Code	No.
6 6x7 8x9 10x11 12x13 14x15 16x17 18x19 20x22 21x23 24x27	1.702	6621000	1500 ES-6

Description		Code	No.
ES tool module empty	0.250	5626100	1500 E-6-7R L

## 1500 ES-7 COMBINATION SPANNER SET

in 2/3 ES tool module



Contents		Code	No.
7 6 7 8 9 10 11 12 13 14 15 16 17 18 19 20 21 22 PH 42-88 (2 2,5 3 4 5 6 8 10)	2.232	6612520	1500 ES-7

Description		Code	No.
ES tool module empty	0.250	5620330	1500 E-1B-7 L

## 1500 ES-7-32 COMBINATION SPANNER SET

in 2/3 ES tool module



Contents		Code	No.
7 23 24 27 30 32	2.348	1761145	1500 ES-7-32
Description		Code	No.
ES tool module empty	0.340	1761153	1500 E-7-32 L

## 1500 ES-7 R COMBINATION RATCHET SPANNER SET

in 1/3 ES tool module



Contents		Code	No.
7 R 8 10 12 13 14 15 16 17 18 19	1.500	2305429	1500 ES-7 R
Description		Code	No.
ES tool module empty	0.250	5626100	1500 E-6-7R L

## 1500 ES-34 SWIVEL HEAD WRENCH SET

in 1/3 ES tool module



Contents		Code	No.
34 8x9 10x11 12x13 14x15 16x17	1.272	6605070	1500 ES-34
Description		Code	No.
ES tool module empty	0.150	5622890	1500 E-34 L

## 1500 ES-534 SET COMBINATION SWIVEL HEAD WRENCHES

in 1/3 ES tool module



Contents		Code	No.
534 10 11 13 14 15 17 19 26 RS 1 2	1.614	1813196	1500 ES-534
Description		Code	No.
ES tool module empty	0.140	1813226	1500 E-534 L

## 1500 ES-2133 SOCKET WRENCH SET

in 1/3 ES tool module



Contents		Code	No.
2133 5,5 6 7 8 9 10	1.038	1751239	1500 ES-2133
Description		Code	No.
ES tool module empty	0.140	2823829	1500 E-2133 L

## 1500 ES-20 SOCKET SET 1/4"

in 1/3 ES tool module



Contents		Code	No.
20 4 5 5,5 6 7 8 9 10 11 12 13 14	1.066	6626230	1500 ES-20
IN 20 3 4 5 6 8			
ITX 20 T8 T9 T10 T15 T20 T25 T27 T30 T40			
TX 20 E4 E5 E6 E7 E8 E10			
2087 2090-4 2095 2098 2093 U-10			
Description		Code	No.
ES tool module empty	0.140	5621490	1500 E-20 L

## 1500 ES-30 SOCKET SET 3/8"

in 1/3 ES tool module



Contents	kg	Code	No.
30 6 7 8 9 10 11 12 13 14 15 16 17 18 19	1.830	6626070	1500 ES-30
IN 30 4 5 6 8 10			
3095 3087 3090-5 -10 3093 U-10			

Description	kg	Code	No.
ES tool module empty	0.140	5621220	1500 E-30 L

10  
3/8"

## 1500 ES-ITX 30 SCREWDRIVER BIT SOCKET SET 3/8"

in 1/3 ES tool module




Contents	kg	Code	No.
IN 30 L 4 5 6 7 8 10	2.346	1640860	1500 ES-ITX 30
ITX 30 T20 T25 T27 T30 T40 T45 T50			
ITX 30 L T20 T25 T27 T30 T40 T45 T50			
TX 30 E5 E6 E7 E8 E10 E11 E12 E14			
IS 30 5,5 6,5 8 10 12			
IKS 30 1 2 3			
IKS 30 PZD 1 2 3			

Description	kg	Code	No.
ES tool module empty	0.140	1643363	1500 E-ITX 30 L

10  
3/8"

## 1500 ES-19 SOCKET SET 1/2", HEXAGON

in 1/3 ES tool module



Contents	kg	Code	No.
19 10 11 12 13 14 15 16 17 18 19 21 22 23 24 26 27 28 30 32	2.956	6626580	1500 ES-19
IN 19 6 7 8 9 10 12 14			

Description	kg	Code	No.
ES tool module empty	0.140	5621650	1500 E-19 L

12.5  
1/2"

## 1500 ES-D 19 SOCKET SET 1/2", UD PROFILE

in 1/3 ES tool module



Contents	kg	Code	No.
D 19 10 11 12 13 14 15 16 17 18 19 21 22 23 24 26 27 28 30 32	2.900	1899694	1500 ES-D 19
IN 19 6 7 8 9 10 12 14			

Description	kg	Code	No.
ES tool module empty	0.140	5621650	1500 E-19 L

12.5  
1/2"

## 1500 ES-19 IS SOCKET SET 1/2"

in 1/3 ES tool module



Contents	kg	Code	No.
19 10 11 12 13 14 15 16 17 18 19 21 22 23 24 26 27 28 30 32	2.984	1733109	1500 ES-19 IS
IS 19 10x1,6 12x2			
IKS 19 2 3 4			
INX 19 8 10			

Description	kg	Code	No.
ES tool module empty	0.140	5621650	1500 E-19 L

12.5  
1/2"

## 1500 ES-IN 19 LKM SCREWDRIVER BIT SOCKET SET 1/2"

in 1/3 ES tool module



Contents	kg	Code	No.
IN 19 5 6 7 8 9 10 12 14 17	2.124	1402234	1500 ES-IN 19 LKM
IN 19 L 5-90 6-90 8-90 10-140 12-140 14-140			

Description	kg	Code	No.
ES tool module empty	0.150	1402714	1500 E-IN 19 LKM

12.5  
1/2"

## 1500 ES-ITX 19 LKP SCREWDRIVER BIT SOCKET SET 1/2"

12.5  
1/2"

in 1/3 ES tool module



Contents	kg	Code	No.
ITX 19 T20 T25 T27 T30 T40 T45 T50 T55 T60	2.156	1402226	1500 ES-ITX 19 LKP
ITX 19 L T20-100 T25-100 T27-100 T30-100 T40-100 T45-100 T50-100 T55-100 T60-100			708

Description	kg	Code	No.
ES tool module empty	0.150	1402706	1500 E-ITX 19 LKP

## 1500 ES-1993 U-20 ACCESSORIES FOR SOCKET WRENCHES 1/2"

12.5  
1/2"

in 1/3 ES tool module



Contents	kg	Code	No.
1993 U-20 1987 1995 1990-5 -10	1.191	1550756	1500 ES-1993 U-20

Description	kg	Code	No.
ES tool module empty	0.140	5621810	1500 E-1993 L

## 1500 ES-1993 T ACCESSORIES FOR SOCKET WRENCHES 1/2"

12.5  
1/2"

in 1/3 ES tool module



Contents	kg	Code	No.
1993 U-10 T 1987 1995 1990-5 -10	1.984	6626740	1500 ES-1993 T

Description	kg	Code	No.
ES tool module empty	0.140	5621810	1500 E-1993 L

## 1500 ES-K 19 L SET IMPACT SOCKETS 1/2"

12.5  
1/2"

in 1/3 ES tool module



Contents	kg	Code	No.
K 19 L 10 13 14 16 17 18 19 21 22 23 24 27	3.394	1640836	1500 ES-K 19 L

Description	kg	Code	No.
ES tool module empty	0.120	1643371	1500 E-K 19 L L

## 1500 ES-K 1900 IMPACT DRIVER SET

12.5  
1/2"8  
3/16"

in 1/3 ES tool module



Contents	kg	Code	No.
K 19 10 13 14 17 19 880 7 8 9 12 885 5 6 8 10 890 1 2 3 4 KB 819 K 1900	1.900	1402242	1500 ES-K 1900

Description	kg	Code	No.
ES tool module empty	0.150	1402722	1500 E-K 1900 L

## 1500 ES-DT 2142 HEXAGON SOCKET KEY SET

in 2/3 ES tool module




Contents	kg	Code	No.
DT 2142 2 2,5 3 4 5 6 7 8 10	1.337	1543474	1500 ES-DT 2142

Description	kg	Code	No.
ES tool module empty	0.270	1543490	1500 E-DT 2142 L

## 1500 ES-2150 PH SCREWDRIVER SET

in 1/3 ES tool module



Contents		Code	No.
⊖ 2150 4 5,5 6,5 8	0.820	1523708	1500 ES-2150 PH
⊕ 2160 PH 1 2			

Description		Code	No.
ES tool module empty	0.140	2823829	1500 E-2133 L

## 1500 ES-2150 PZ SCREWDRIVER SET

in 1/3 ES tool module



Contents		Code	No.
⊖ 2150 4 5,5 6,5 8	0.846	1523694	1500 ES-2150 PZ
⊕ 2160 PZ 1 2			

Description		Code	No.
ES tool module empty	0.140	2823829	1500 E-2133 L

## 1500 ES-2163 TX SCREWDRIVER SET

in 1/3 ES tool module



Contents		Code	No.
⊕ 2163 TX T8 T10 T15 T20 T25 T30	0.638	1582666	1500 ES-2163 TX

Description		Code	No.
ES tool module empty	0.140	2823829	1500 E-2133 L

## 1500 ES-2163 TXB SCREWDRIVER SET

in 1/3 ES tool module



Contents		Code	No.
⊕ 2163 TXB T10 T15 T20 T25 T30 T40	0.724	1616625	1500 ES-2163 TXB

Description		Code	No.
ES tool module empty	0.140	2823829	1500 E-2133 L

## 1500 ES-VDE 2170 PZ VDE SCREWDRIVER SET

in 1/3 ES tool module



Contents		Code	No.
⊖ VDE 2170 4 5,5 6,5 8	0.846	1733095	1500 ES-VDE 2170 PZ
⊕ VDE 2160 PZ 1 2			

Description		Code	No.
ES tool module empty	0.140	2823829	1500 E-2133 L

## 1500 ES-145 PLIERS SET

in 1/3 ES tool module



Contents		Code	No.
142 10 JC	1.400	6614650	1500 ES-145
8250-180 JC			
8132-160 JC			
8316-160 JC			

Description		Code	No.
ES tool module empty	0.140	5620840	1500 E-145 L

## 1500 ES-VDE 145 VDE PLIERS SET

in 1/3 ES tool module



Contents	kg	Code	No.
<b>142 10 C</b> <b>VDE 8250-180 H VDE 8132-160 H VDE 8314-160 H</b>	1.320	1733079	1500 ES-VDE 145

Description	kg	Code	No.
<b>ES tool module empty</b>	0.140	5620840	1500 E-145 L

## 1500 ES-8000 CIRCLIP PLIERS

in 1/3 ES tool module



Contents	kg	Code	No.
<b>8000 A 1 8000 A 2 8000 A 21</b> <b>8000 J 1 8000 J 2 8000 J 21</b>	1.136	1402196	1500 ES-8000

Description	kg	Code	No.
<b>ES tool module empty</b>	0.150	1446479	1500 E-8000 L

## 1500 ES-137 GRIP WRENCH SET

in 1/3 ES tool module



Contents	kg	Code	No.
<b>137 7 137 10</b> <b>137 KR-7</b> <b>138 Y</b>	1.970	2188198	1500 ES-137

Description	kg	Code	No.
<b>ES tool module empty</b>	0.140	2188139	1500 E-137 L

## 1500 ES-350 CHISEL SET

in 1/3 ES tool module



Contents	kg	Code	No.
<b>97-250 98-125 99 12-5 100-12</b> <b>119-1,5 3 4</b> <b>600 H-300</b>	1.818	6613760	1500 ES-350

Description	kg	Code	No.
<b>ES tool module empty</b>	0.140	5620680	1500 E-350 L

## 1500 ES-711 PRECISION MECHANICS

in 1/3 ES tool module



Contents	kg	Code	No.
<b>140</b> <b>4534-5</b> <b>708 711 720 745</b>	0.972	1402218	1500 ES-711

Description	kg	Code	No.
<b>ES tool module empty</b>	0.150	1402692	1500 E-711 L

## 1500 ES-1.07 PULLER SET

in 1/3 ES tool module

► **Contents:** 1 cross-beam each 2- and 3-arm pattern (clamping reach 90 mm), 1 spindle, and 3 slim quick-release pulling legs (clamping depth 100 mm)




Contents	kg	Code	No.
<b>1x 106/103 1x 107/103</b> <b>1x 1.1406140</b> <b>3x 106/S100-E</b>	1.980	1933213	1500 ES-1.07

Description	kg	Code	No.
<b>ES tool module empty</b>	0.200	1933248	1500 E-1.07 L

## 1500 E-N L TOOL MODULE EMPTY

- > Impact resistant ABS, black grained
- > Dimensions: W 157.5 x D 310 mm (1/3 module)




W	D	H		Code	No.
158	310	42	0.250	5622540	1500 E-N L

## 1500 E-S L TOOL MODULE EMPTY

- > With compartments for small parts
- > Impact resistant ABS, black grained
- > Dimensions:  
W 157.5 x D 310 mm  
(1/3 module)




W	D	H		Code	No.
158	310	42	0.150	1879227	1500 E-S L

## 1500 ED-30 DISTANCE MODULE EMPTY

- > For fixing modules 1500 ES in drawer sizes W 480 x D 350 mm
- > Impact resistant ABS, black grained
- > Dimensions: W 157 x D 30 x H 42 mm



W	D	H		Code	No.
157	30	42	0.030	5626370	1500 ED-30

## 1500 ED-70 DISTANCE MODULE WITH SMALL BOXES

- > For fixing modules 1500 ES in drawer sizes W 480 x L 400 mm of tool trolley 2004 and workbenches 1502, 1504, 1505 and 1506 XL
- > Module in sheet steel containing four practical transparent plastic boxes for small parts, lid easily removable, execution L without boxes
- > Dimensions: W 475 x D 77 x H 40 mm




W	D	H		Code	No.
475	77	40	0.900	6627120	1500 ED-70
475	77	40	0.750	5627930	1500 ED-70 L

## 1500 ED-70 K DISTANCE MODULE EMPTY

- > For fixing modules 1500 ES in drawers with depth 400 mm of tool trolley 2004 and workbenches 1502, 1504, 1505 and 1506 XL
- > Impact resistant ABS, black grained
- > Dimensions: W 475 x D 77 x H 40 mm




W	D	H		Code	No.
475	77	40	0.120	1618687	1500 ED-70 K

## 1500 ED-70 S DISTANCE MODULE 1/3 EMPTY

- > For tool trolley workster and 2005, workbench 1504 XL and tool chest 2430, suitable as distance piece for module 1/3
- > Module in sheet steel
- > Dimensions: W 152 x D 77 x H 40 mm




W	D	H		Code	No.
152	77	40	0.150	1851462	1500 ED-70 S

## 1500 ED-70 XL DISTANCE MODULE EMPTY

- > Suitable to take torque wrenches and other long hand tools or small pieces
- > For tool trolley workster and 2005, workbench 1504 XL and tool chest 2430
- > Module in sheet steel
- > Dimensions: W 625 x D 77 x H 40 mm




W	D	H		Code	No.
625	77	40	0.854	1803069	1500 ED-70 XL

## 1500 ED-85

### DISTANCE MODULE EMPTY

- > Module in sheet steel
- > Dimensions: W 538 x D 85 x H 40 mm




W	D	H		Code	No.
538	85	40	0.845	1972588	1500 ED-85

## 1500 ED-150 K

### DISTANCE MODULE EMPTY

- > Suitable to take torque wrenches and other long hand tools or small pieces
- > Impact resistant ABS, black grained
- > Dimensions: W 480 x D 150 x H 42 mm



W	D	H		Code	No.
480	150	42	0.150	1879243	1500 ED-150 K




## CT Tool Modules

## 1500 CT2-1 B

### COMBINATION SPANNER SET

in 2/3 CT tool module



Contents		Code	No.
 1 B 6 7 8 9 10 11 12 13 14 15 16 17 18 19 20 21 22	2.385	2308819	1500 CT2-1 B
 PH 42-88 (2 2,5 3 4 5 6 8 10)			



Description		Code	No.
CT module empty	0.070	2322277	EI-1500 CT2-1B L


## 1500 CT1-2

### RING SPANNER SET

in 1/3 CT tool module



Contents		Code	No.
 2 6x7 8x9 10x11 12x13 14x15 16x17 18x19 20x22	1.360	2308827	1500 CT1-2



Description		Code	No.
CT module empty	0.050	2322285	EI-1500 CT1-2 L

## 1500 CT1-2 B

### RING SPANNER SET, SHORT PATTERN

in 1/3 CT tool module



Contents		Code	No.
 2 B 6x7 8x9 10x11 12x13 14x15 17x19	0.376	2308843	1500 CT1-2 B



Description		Code	No.
CT module empty	0.050	2322293	EI-1500 CT1-2B L


## 1500 CT1-400

### SET OF OPEN FLARE NUT SPANNERS

in 1/3 CT tool module



Contents		Code	No.
 400 8x10 10x11 12x14 13x15 17x19	0.565	2309068	1500 CT1-400

Description		Code	No.
CT module empty	0.050	2324210	EI-1500 CT1-400 L