

SAFETY BEAT BY BEAT

For Rough Work and Precision Alike

Large selection of hammers

- > From the tile hammer, recoilless hammer, forging tool and engineer's hammer through to the sledge hammer
- > Top-grade industrial quality for the hardest of continuous uses
- > Available singly or in practical sets
- > Customised manufacturing and types on request

Large selection including chisels, center punches and drift punches

- > With optional hand guard
- > Also available in the range/set
- > Precisely hardened and annealed - long service life

Top quality - everything from a single source

- > The base is made up of stringently controlled quality steel and meticulously selected wood
- > Experienced and reliable specialists vouch for precision-like processing
- > Hammer head and shaft (up to 400 mm) are made in GEDORE's own production facilities in Germany
- > Stringent quality checks after each production step ensure a constantly high level

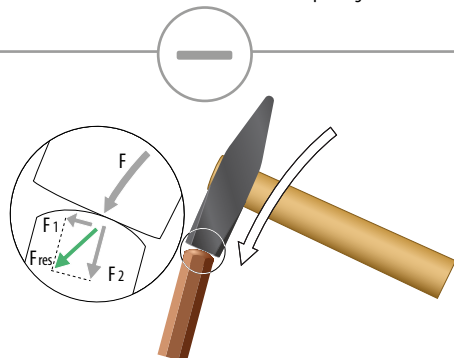
ROT BAND-PLUS system - dependability under extreme loading

- > Hammers utilise the patented ROT BAND-PLUS securing system - "no losing of heads" as a result
- > The ideal aid for site work
- > Models with extra inductively tempered edges of the faces

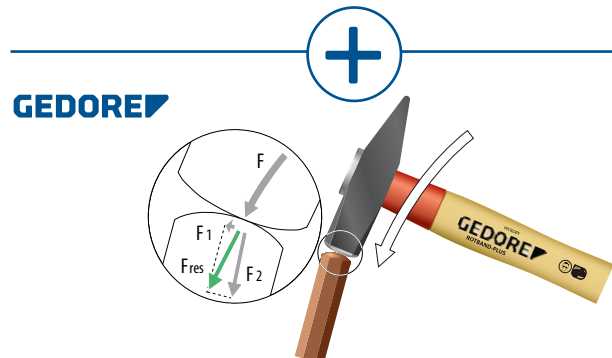


GEDORE hammers and GEDORE chisels - An alliance for safe working






















Considerable forces are liberated on hammer face and chisel head impacting on each other.



GEDORE hammers and chisels are optimally adapted to each other. Their regulation-compliant geometrical shape diverts the bulk of the forces raised towards the chisel tip.



In the case of hammers and chisels which are not ground in a regulation-compliant manner, most of the force raised is not transferred to the chisel tip and can, as a result, give rise to serious injuries.

											
		ROT BAND-PLUS	hickory	ash	tubular steel	fibreglass	plastic	rubber with steel tube	inductive	g	
	600 E	●	○	●	○	○	○	○	○	100 – 2000	○
	600 H	●	●	○	○	○	○	○	○	100 – 2000	○
	600 IH	●	●	○	○	○	○	○	●	200 – 2000	○
	4 E	○	○	●	○	○	○	○	○	50 – 2000	○
	4 H	○	●	○	○	○	○	○	○	50 – 2000	○
	4 K	○	○	○	○	○	●	○	○	200 – 1000	○
	500 F	○	○	○	○	●	○	○	○	200 – 2000	○
	500 ST	○	○	○	●	○	○	○	○	300 – 500	○
	8601	○	○	●	○	○	○	○	○	1/4 LBS – 2 LBS	○
	65 E	○	○	●	○	○	○	○	○	100 – 600	○
	620 E	●	○	●	○	○	○	○	○	1000 – 2000	○
	620 H	●	●	○	○	○	○	○	○	1000 – 2000	○
	20 E	○	○	●	○	○	○	○	○	1000 – 10000	○
	20 H	○	●	○	○	○	○	○	○	1000 – 10000	○
	20 F	○	○	○	○	●	○	○	○	1000 – 10000	○
	20 ST	○	○	○	●	○	○	○	○	1000 – 1250	○
	609 H	●	●	○	○	○	○	○	○	3000 – 8000	○
	9 E	○	○	●	○	○	○	○	○	3000 – 8000	○
	9 H	○	●	○	○	○	○	○	○	3000 – 8000	○
	9 F	○	○	○	○	●	○	○	○	3000 – 8000	○
	9 G	○	○	○	○	○	○	●	○	5000	○
	29 ST	○	○	○	●	○	○	○	○	500	○
	94 ST	○	○	○	●	○	○	○	○	600	○
	93 ST	○	○	○	●	○	○	○	○	600	○
	75 GSTM	○	○	○	all-steel	○	○	○	○	600	●
	75 STK	○	○	○	●	○	○	○	○	600	○
	75 ST	○	○	○	●	○	○	○	○	600	○
	75 STKM	○	○	○	●	○	○	○	○	600	●
	75 STM	○	○	○	●	○	○	○	○	600	●
	71 GSTM	○	○	○	all-steel	○	○	○	○		●
	677 H	●	●	○	○	○	○	○	○	300	○
	77 ST	○	○	○	●	○	○	○	○	400	○
	77 E	○	○	●	○	○	○	○	○	330	○

1000



>069



1500 CT1-350

>111



HOW CAN I TELL IF THE HAMMER IS A RELIABLE ONE?

+ Accurate 45° edge at hammer face and pein
The edge - also referred to as chamfer - stops any dangerous splintering. GEDORE hammers have a clean-cut edge as conforming to regulations.

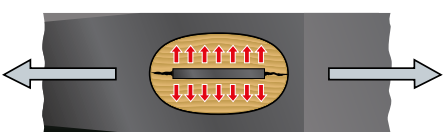
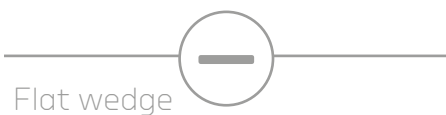
+ Distinctive manufacturer's name on the hammer head

+ Assured and firm connection/fitting of hammer shaft and head
Take a look: are there any gaps between hammer eye and shaft? The wooden shaft must be secure and shake-free in the hammer head. The shaft/hammer head connection must be securely wedged. GEDORE only uses tapered collars which ensure optimum distribution of the clamping force in the hammer eye. The ROTBAND-PLUS system developed and patented by GEDORE turns every ordinary DIN hammer into a "safety hammer".

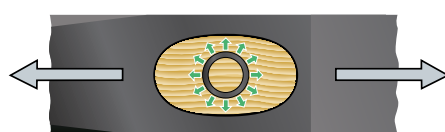
+ Permanent marking
GEDORE stamps or forges the DIN 1041, the weight and the manufacturer's logo into the hammer head in a permanent and legible manner.

+ The hammer head must be correctly hardened and tempered
No precision hardening and annealing - also referred to tempering - can be checked on without the use of aids. The hammer face and pein must have a hardness of between 50 and 58 HRC. Hardness must reach down to at least 3 mm. 30 HRC is not to be exceeded at the inserting eye for safety reasons. GEDORE manufactures on the basis of the above DIN 1193 requirements and meets them at the same time. Constant tests vouch for these figures.

+ Is the shaft fault-free?
The hammer shaft is not to have any cracks, branch holes or other faults. Nor every type of wood is suitable for hammer shafts. Hickory and ash are noted as the preferred woods in DIN 68340. Only these two wood types are used by GEDORE in its own manufacturing process.



No clamping force in the direction of motion thanks to the **flat wedge**.



The **tapered collar** evenly distributes the clamping force across 360° i.e. also in the direction of motion. The wood fibre structure is not ruined. There is no slackening of the hammer head even after



several hundred strikes. The barbed hook ensures a positive fit and stops the tapered collar from loosening. A safety "extra".

WOODEN HANDLES



Hickory handles

- > High quality and extremely break-proof wood. Compared with ash the physical load stability of hickory is around 3-4 times higher
- > Long-fibre structure: More safety in the event of a handle breakage - the wood is held together by the long fibres and hence uncontrolled separation of the broken handle as well as the hammer head is avoided
- > Vibration dampening
- > Long life = very good price-performance ratio



Ash handles

- > This wood is prescribed by the DIN as the minimum wood quality
- > Inexpensive
- > Break-proof
- > Short-fibre structure: the short fibres in the wood mean that, in the event of a break, the shaft cannot be held together. The shaft breaks into two parts.

i Wood is a natural product!

- > GEDORE uses only wood types and timbers that comply with DIN 68 340 (Wooden Shafts for Impact Tools)
- > Wood retains its natural properties even after processing
- > Trees regulate their moisture content by giving off moisture through their pores. This property is retained in processed wood. This means that a wooden hammer shaft loses moisture through its pores when the air humidity is low and shrinks. Too much moisture causes the wooden shaft to swell up and damages the wooden fibres.
- > DIN 68 340 defines the required moisture content of the hammer shaft at the time of joining the shaft to the head. This must be between 12 % and 14 % in relation to the dry weight. In-house manufacture under continuous quality controls guarantees compliance with the requirements of DIN 68 340

Tip

- > Before use, always check that the hammer head is securely attached to the shaft!
- > Never store the hammer in too dry conditions!
- > Storage in well-heated rooms or near a source of heat is particularly harmful, drawing moisture out of the hammer shaft, causing the shaft section to shrink. In extreme cases, the secure fit of the hammer head on the shaft can no longer be guaranteed.

STEEL TUBE, FIBRE GLASS OR PLASTIC HANDLES



Tubular steel handles

- > High bending strength
- > Resistant to the influence of weather



Fibre glass handles

- > Robust - virtually unbreakable
- > Insensitive to all weather conditions - can also be fully used in minus temperatures and is still unbreakable
- > Resistant to all common chemicals such as for example oils and greases



Rubber grip and steel tube handle

- > Resilient
- > Unbeatable price-performance ratio since the hammer is very durable
- > Vibration dampening
- > Resistant to petrol and oil
- > Serrated gripping zones for a firm grip

Note

- > Intensive testing of steel tube, fibre glass and plastic shafts as to a firm fit in the hammer head is required. Preference is for hammers with an additionally secured head. The head is also positively fitted to the hammer shaft by means of a spring pin.
- > Rubber handgrip feature: make sure the handgrip is firmly bonded to the shaft. Try out the turning test. A handgrip which can still be turned on the hammer shaft does not meet the DIN-prescribed figures.

i Safety notes for fibre glass handles

- > Mishits with fibre glass tools can lead to the material fibre detaching.
- > To stop these fibres inflaming the skin, we would recommend safety gloves being worn during the work.

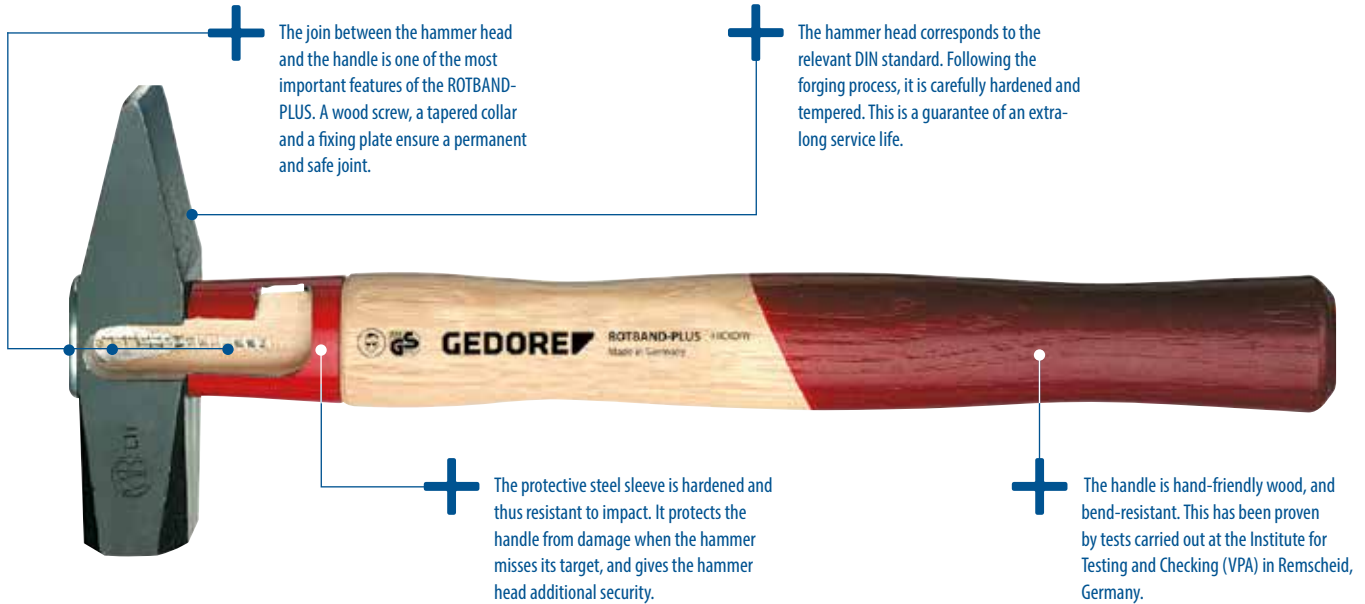
SAFETY NOTES FOR HAMMERS

> 642



ROTBAND-PLUS HAMMERS

THE ORIGINAL - A safe join



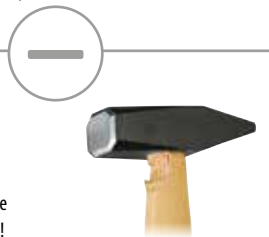
ROTBAND-PLUS hammer

- > The hammer shaft is pressed into the hammer head.
- > The ring wedge is pressed in to secure the shaft in the eye of the hammer head.
- > The round, conical form ensures an all-round, uniform pressure.
- > Tightening the wood screw ensures a positive fit of the safety plate with the shaft.




Safety principle

Unprotected hammer handle
After 30 impacts:
Noticeable damage to the handle - risk of breakage!

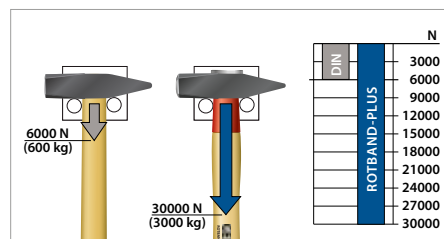


GEDORE
Wooden handle with ROTBAND-PLUS Safety Feature

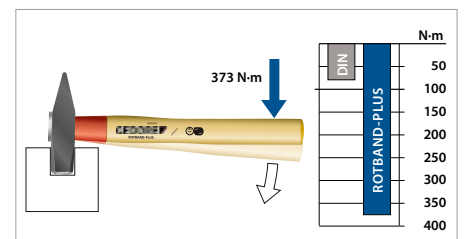
After 1,000 impacts: Slight traces in the paint, no deformation, absolutely firm seating.



Features



The values required by the German Standards Institute (DIN) are exceeded considerably. According to the report by the Institute for Testing and Checking (VPA) in Remscheid, with the ROTBAND-PLUS hammers more than five times the required force was attained.



Due to the hardened ROTBAND-PLUS protective sleeve for the handle and the fixing plate, the bending strength of the ROTBAND-PLUS hammers exceeds that of standard DIN hammers by a wide margin.

All the benefits at a single glance

- > Patented handle join ROTBAND-PLUS
- > The protective steel sleeve, the tapered collar, the fixing plate and the wood screw bond the hammer head and the handle into one unit = maximum work safety
- > Best price-performance ratio
- > The protective steel sleeve protects the handle from damage when the hammer misses its target and guarantees thus a long service life
- > With the standardised ROTBAND-PLUS handles every standardised hammer head can be turned into a ROTBAND-PLUS hammer.



Hammers / Striking Tools

Engineers' hammers ROTBAND-PLUS

600 E + 600 H ENGINEERS' HAMMER ROTBAND-PLUS

- > Forged hammer head DIN 1041
- > With contoured ash (E 600 E) or hickory (E 600 H) handle DIN 5111, additionally shaped with a long hardened handle protective steel sleeve
- > The tapered collar, fixing plate and wood screw bond the hammer head and the handle into one unit
- > ROTBAND-PLUS handle join, high working safety, long service life, best price-performance ratio



Ash				
g	l mm	kg	Code	No.
100	260	0.188	8581610	600 E-100
200	280	0.325	8581880	600 E-200
300	300	0.502	8581960	600 E-300
400	310	0.605	8582180	600 E-400
500	320	0.727	8582260	600 E-500
600	330	0.841	8582340	600 E-600
800	350	1.135	8582420	600 E-800
1000	360	1.326	8582500	600 E-1000
1500	380	1.908	8582690	600 E-1500
2000	400	2.491	8582770	600 E-2000

Hickory				
g	l mm	kg	Code	No.
100	260	0.188	8582850	600 H-100
200	280	0.325	8582930	600 H-200
300	300	0.502	8583070	600 H-300
400	310	0.605	8583150	600 H-400
500	320	0.727	8583230	600 H-500
600	330	0.840	8583310	600 H-600
800	350	1.135	8583580	600 H-800
1000	360	1.326	8583660	600 H-1000
1500	380	1.908	8583740	600 H-1500
2000	400	2.491	8583820	600 H-2000

600 IH ENGINEERS' HAMMER ROTBAND-PLUS

- > Forged hammer head DIN 1041
- > The edges of the flat side of the head are induction hardened
- > With contoured hickory handle DIN 5111, additionally shaped with a long hardened handle protective steel sleeve
- > The tapered collar, fixing plate and wood screw bond the hammer head and the handle into one unit
- > ROTBAND-PLUS handle join, high working safety, long service life, best price-performance ratio



g	l mm	kg	Code	No.
200	280	0.325	8583900	600 IH-200
300	300	0.502	8584040	600 IH-300
400	310	0.605	8584120	600 IH-400
500	320	0.727	8584200	600 IH-500
600	330	0.841	8584390	600 IH-600
800	350	1.135	8587300	600 IH-800
1000	360	1.326	8587490	600 IH-1000
1500	380	1.908	8587570	600 IH-1500
2000	400	2.491	8588970	600 IH-2000

1500 ES-350/1500 CT1-350

>103/111



6 NA

>507



HELVING - MADE EASY



- › Hammer the handle into the hammer head until it reaches the casing
- › Drive the tapered collar into the centre of the handle
- › Fasten the safety plate with a wood screw





E 600 E + E 600 H SPARE HANDLE ROTBAND-PLUS FOR ENGINEERS' HAMMERS

- › Ash (E 600 E) or hickory (E 600 H) DIN 5111
- › With hardened handle protective steel sleeve, tapered collar, fixing plate and wood screw
- › With this standard wooden handle, according to DIN 5111 it is possible to convert even ordinary hammer heads, as long as they are to DIN standards, to a ROTBAND-PLUS-hammer
- › Method: Hammer the handle into the hammer head until it reaches the casing. Drive the tapered collar into the centre of the handle. Fasten the safety plate with a wood screw




Ash	for  g	l mm	 kg	Code	No.
100	260	0.076	8589000	E 600 E-100	
200	280	0.099	8589190	E 600 E-200	
300	300	0.150	8589270	E 600 E-300	
400	310	0.179	8589350	E 600 E-400	
500	320	0.185	8589430	E 600 E-500	
600	330	0.214	8589510	E 600 E-600	
800	350	0.210	8589780	E 600 E-800	
1000	360	0.288	8589860	E 600 E-1000	
1500	380	0.350	8589940	E 600 E-1500	
2000	400	0.377	8593700	E 600 E-2000	


Hickory	for  g	l mm	 kg	Code	No.
100	260	0.081	8593890	E 600 H-100	
200	280	0.120	8595080	E 600 H-200	
300	300	0.134	8595160	E 600 H-300	
400	310	0.180	8595240	E 600 H-400	
500	320	0.198	8596480	E 600 H-500	
600	330	0.234	8596560	E 600 H-600	
800	350	0.296	8596640	E 600 H-800	
1000	360	0.315	8597880	E 600 H-1000	
1500	380	0.373	8597960	E 600 H-1500	
2000	400	0.442	8599070	E 600 H-2000	

E 5 SPARE TAPERED COLLAR

- › For safe fastening of the wooden handles



Ø	l mm	 kg	Code	No.
7	12.0	0.001	8593970	E 5-100
8	15.0	0.003	8594000	E 5-200
10	17.0	0.004	8594190	E 5-300
11	18.0	0.005	8594270	E 5-400
12	20.0	0.007	8594350	E 5-500

Ø	l mm	 kg	Code	No.
13	20.0	0.008	8594860	E 5-600
14	21.0	0.009	8594430	E 5-800
14	21.0	0.010	8594940	E 5-1000
15	23.5	0.013	8594510	E 5-1500
16	23.0	0.014	8594780	E 5-2000

Engineers' hammers

HANDLE TYPES

> For more information on handle types see page xxx



4 E + 4 H ENGINEERS' HAMMER

- > Forged hammer head DIN 1041
- > With ash (E 4 E) or hickory handle (E 4 H) to DIN 5111



Ash				
g	↳ mm	⚖	Code	No.
50	250	0.089	8586090	4 E-50
100	260	0.158	8586170	4 E-100
200	280	0.275	8586250	4 E-200
300	300	0.440	8586330	4 E-300
400	310	0.530	8586410	4 E-400
500	320	0.625	8586680	4 E-500
600	330	0.750	8586760	4 E-600
800	350	0.930	8586840	4 E-800
1000	360	1.180	8586920	4 E-1000
1500	380	1.760	8587060	4 E-1500
2000	400	2.320	8587140	4 E-2000

Hickory				
g			Code	No.
100	260	0.168	8590280	4 H-100
200	280	0.300	8590360	4 H-200
300	300	0.460	8590440	4 H-300
400	310	0.550	8590520	4 H-400
500	320	0.650	8590600	4 H-500
600	330	0.760	8590790	4 H-600
800	350	1.030	8590870	4 H-800
1000	360	1.210	8590950	4 H-1000
1500	380	1.859	8591090	4 H-1500
2000	400	2.370	8591170	4 H-2000

E 4 E + E 4 H SPARE HANDLE

- > Ash (E 4 E) or hickory handle (E 4 H), acc. to DIN 5111
- > With oval fixing hole, i.e. for engineers' hammers



Ash				
for g	↳ mm	⚖	Code	No.
50	250	0.033	8587650	E 4 E-50
100	260	0.045	8587730	E 4 E-100
200	280	0.085	8587810	E 4 E-200
300	300	0.099	8588030	E 4 E-300
400	310	0.100	8588110	E 4 E-400
500	320	0.160	8588380	E 4 E-500
600	330	0.140	8588460	E 4 E-600
800	350	0.165	8588540	E 4 E-800
1000	360	0.183	8588620	E 4 E-1000
1500	380	0.196	8588700	E 4 E-1500
2000	400	0.261	8588890	E 4 E-2000

Hickory				
for g			Code	No.
100	260	0.058	8591330	E 4 H-100
200	300	0.085	8591410	E 4 H-200
300	300	0.085	8591680	E 4 H-300
400	320	0.120	8591760	E 4 H-400
500	320	0.140	8591840	E 4 H-500
600	330	0.150	8591920	E 4 H-600
800	350	0.210	8592060	E 4 H-800
1000	360	0.225	8592140	E 4 H-1000
1500	380	0.190	8592220	E 4 H-1500
2000	400	0.280	8592300	E 4 H-2000

4 K ENGINEERS' HAMMER

- > Forged hammer head DIN 1041
- > With Ultramid® plastic handle and safety wedge
- > Ultramid® = trade name of BASF AG, Germany



g	l mm	kg	Code	No.
200	280	0.280	8812950	4 K-200
300	300	0.430	8604170	4 K-300
500	320	0.630	8604330	4 K-500
800	350	1.020	8604680	4 K-800
1000	360	1.160	8604760	4 K-1000

E 4 K SPARE HANDLE

- > Made from Ultramid® plastics
- > Suitable for all hammer heads acc. to DIN 1041
- > Delivery complete with tapered collar and fixing clip
- > Ultramid® = trade name of BASF AG, Germany



l mm	kg	Code	No.
280	0.070	8897170	E 4 K-200
300	0.090	8897250	E 4 K-300
320	0.120	8897330	E 4 K-500
350	0.180	8897410	E 4 K-800
360	0.192	8897680	E 4 K-1000

500 F ENGINEERS' HAMMER

- > Forged hammer head
- > Nearly unbreakable fibreglass handle with plastic grip
- > Additionally hardened handle protective steel sleeve, with secured head
- > Induction tempered edges of the flat side of the head available on request



g	l mm	kg	Code	No.
200	280	0.360	8598180	500 F-200
300	300	0.570	8598260	500 F-300
400	310	0.660	8598340	500 F-400
500	320	0.770	8598420	500 F-500
600	330	0.900	8598500	500 F-600
800	350	1.174	8598690	500 F-800
1000	360	1.398	8598770	500 F-1000
1500	380	1.838	8598850	500 F-1500
2000	400	2.352	8598930	500 F-2000

500 ST ENGINEERS' HAMMER

- > Forged hammer head
- > Steel tube handle with plastic grip
- > Very robust and durable



g	l mm	kg	Code	No.
300	270	0.575	8606620	500 ST-300
500	300	0.780	8606890	500 ST-500

248 ST

>516





6 NA SOFT FACE CAP

for engineers' hammers

> Polyethylene





for  g		Code	No.
300	0.025	8605570	6 NA-300
500	0.050	8605650	6 NA-500
800	0.060	8605730	6 NA-800
1000	0.053	8802990	6 NA-1000


8601 ENGINEER'S BALL PEIN HAMMER WITH BALL


- > With hickory handle
- > Hardened and tempered steel to EN 10083
- > Enamelled, face and ball ground



lbs 	l- mm >		Code	No.
1/4	270	0.172	6764030	8601 1/4
1/2	290	0.307	6764110	8601 1/2
3/4	310	0.475	6764380	8601 3/4
1	325	0.565	6764460	8601 1
1.1/8	350	0.605	1429078	8601 1.1/8
1.1/4	350	0.772	6764540	8601 1.1/4
1.1/2	365	0.800	6764620	8601 1.1/2
1.3/4	400	0.900	1429108	8601 1.3/4
2	380	1.073	6764700	8601 2

E-8601 SPARE HANDLE HICKORY

l- mm >		Code	No.
270	0.105	1431056	E-8601 1/4
290	0.120	1431102	E-8601 1/2
310	0.135	1431110	E-8601 3/4
325	0.150	1431129	E-8601 1
350	0.165	1431137	E-8601 1.1/8

l- mm >		Code	No.
350	0.180	1431145	E-8601 1.1/4
365	0.195	1431153	E-8601 1.1/2
400	0.210	1431161	E-8601 1.3/4
380	0.225	1431188	E-8601 2


Joiners' hammers


65 E JOINERS' HAMMER

French pattern

> With contoured ash handle DIN 5111



■ mm	l- mm >	Spare handle		Code	No.
20	300	E 4 E-300	0.240	8684340	65 E-20
22	300	E 4 E-300	0.350	8684420	65 E-22

■ mm	l- mm >	Spare handle		Code	No.
25	310	E 4 E-400	0.450	8684500	65 E-25
28	320	E 4 E-500	0.590	8684690	65 E-28

Club hammers

620 E + 620 H CLUB HAMMER ROT BAND-PLUS

- > Forged head DIN 6475
- > Contoured ash (E 620 E) or hickory handle (E 620 H) DIN 5135, supplementary with long hardened handle protective steel sleeve
- > The sleeve, tapered collar, fixing plate and wood screw bond the hammer head and wood handle into one unit
- > ROTBAND-PLUS handle join, high working safety, long service life, best price-performance ratio



Ash				
g	↳ mm ▷	↳ kg	Code	No.
1000	260	1.288	8886990	620 E-1000
1250	260	1.483	8887020	620 E-1250
1500	280	1.820	8887100	620 E-1500
2000	300	2.291	8887290	620 E-2000

Hickory				
g	↳ mm ▷	↳ kg	Code	No.
1000	260	1.317	8887370	620 H-1000
1250	260	1.493	8887450	620 H-1250
1500	280	1.820	8887530	620 H-1500
2000	300	2.240	8887610	620 H-2000

E 20 E + E 20 H SPARE HANDLE FOR CLUB HAMMERS

- > Ash (E 20 E, E 9 E) or hickory (E 20 H, E 9 H)
- > E 20 acc. to DIN 5135
- > E 9 acc. to DIN 5112



Ash				
for hammers			Code	No.
20-1000, 20-1250, 46-1000, 46-1250	260	0.151	8633940	E 20 E-1000
20-1500, 46-1500	280	0.131	8634160	E 20 E-1500
20-2000, 46-2000	300	0.178	8634240	E 20 E-2000
9-3, 10-3, 17-3, 20-3	600	0.400	8613080	E 9 E-3
9-4, 10-4, 17-4, 20-4	700	0.580	8613160	E 9 E-4
9-5, 9-6, 10-5, 10-6, 17-5, 17-6, 20-5, 20-6	800	0.730	8613240	E 9 E-5
9-8, 9-10, 17-8, 17-10, 20-8, 20-10	900	1.100	8613400	E 9 E-8

Hickory				
for hammers	↳ mm ▷	↳ kg	Code	No.
20-1000, 20-1250	260	0.163	8636880	E 20 H-1000
20-1500	280	0.136	8637180	E 20 H-1500
20-2000	300	0.210	8637260	E 20 H-2000
9-3, 10-3, 17-3, 20-3	600	0.400	8616500	E 9 H-3
9-4, 10-4, 17-4, 20-4	700	0.630	8616690	E 9 H-4
9-5, 9-6, 10-5, 10-6, 17-5, 17-6, 20-5, 20-6	800	0.810	8616770	E 9 H-5
9-8, 9-10, 17-8, 17-10, 20-8, 20-10	900	0.960	8616930	E 9 H-8

E 620 E + E 620 H SPARE HANDLE ROTBAND-PLUS

- > Contoured ash (E 620 E) or hickory handle (E 620 H) DIN 5135
- > With hardened handle protective steel sleeve, fixing plate, tapered collar and wood screw
- > For all club hammers according to DIN 6475
- > With this handle acc. to DIN, every standard DIN club hammer head can be converted to a ROTBAND-PLUS club hammer



Ash				
for	↳ mm ▷	↳ kg	Code	No.
1000	260	0.240	8678100	E 620 E-1000
1250	260	0.230	8749650	E 620 E-1250
1500	280	0.280	8676670	E 620 E-1500
2000	300	0.310	8676750	E 620 E-2000

Hickory				
for	↳ mm ▷	↳ kg	Code	No.
1000	260	0.270	8677210	E 620 H-1000
1250	260	0.260	8749730	E 620 H-1250
1500	280	0.280	8677480	E 620 H-1500
2000	300	0.350	8677560	E 620 H-2000

20 E + 20 H CLUB HAMMER

- > Forged head DIN 6475
- > With ash (E 20 E) or hickory handle (E 20 H) DIN 5135 up to 2000 g
- > As from 3 kg with ash (E 9 E) or hickory handle (E 9 H) DIN 5112




Ash				
g	↳ mm ▷	↳ kg	Code	No.
1000	260	1.196	8632460	20 E-1000
1250	260	1.388	8632540	20 E-1250
1500	280	1.704	8632620	20 E-1500
2000	300	2.176	8632700	20 E-2000
3000	600	3.480	8632890	20 E-3
4000	700	4.280	8632970	20 E-4
5000	800	5.750	8633000	20 E-5
6000	800	6.505	8633190	20 E-6
8000	900	9.100	8633270	20 E-8

Hickory				
g	↳ mm ▷	↳ kg	Code	No.
1000	260	1.220	8635210	20 H-1000
1250	260	1.406	8635480	20 H-1250
1500	280	1.740	8635560	20 H-1500
2000	300	2.275	8635640	20 H-2000

20 F CLUB HAMMER

- > Forged head DIN 6475
- > Nearly unbreakable fibreglass handle with plastic grip and secured head



20 F-2000



20 F-8



g	↳ mm	kg	Code	No.
1000	260	1.270	8815620	20 F-1000
1250	260	1.480	8815700	20 F-1250
1500	280	1.775	8815890	20 F-1500
2000	300	2.280	8815970	20 F-2000
3000	600	3.720	8816000	20 F-3
4000	700	4.750	8866530	20 F-4
5000	800	6.430	8866610	20 F-5
6000	800	7.098	8866880	20 F-6
8000	900	9.100	8866960	20 F-8

20 ST CLUB HAMMER

- > Forged head
- > With steel tube handle and plastic grip
- > Very robust and durable



g	↳ mm	kg	Code	No.
1000	260	1.400	8640800	20 ST-1000
1250	260	1.570	8640990	20 ST-1250

21 SOFT FACE CAP

for club hammers



for club hammer g	kg	Code	No.
1000	0.330	8641960	21-1000
1250	0.375	8642180	21-1250
1500	0.310	8642260	21-1500
2000	0.290	8642340	21-2000



Sledge hammers

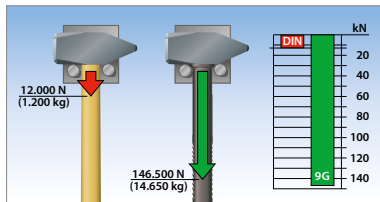
GuStaV Gu = Rubber Sta = Steel V = Version

THE WORLD'S SAFEST HAMMER



HIGHEST SAFETY

- > since the hammer head is intractably fitted with the handle
- > since value DESIGNATED 1,200 kg (12,000 N) / value ACTUAL 9 GuStaV: 14,650* kg (145,500 N)
*the test had to be stopped at this figure as the machine no longer had any "grappling point" due to the abraded rubber at the steel handle. The hammer head remained firmly fitted to the handle.
- > since a hardened steel tube is mounted in the handle. The result is an unbreakable hammer when correctly used.



Non-taxing, fatigue-free working

UNBEATABLE PRICE-PERFORMANCE RATIO

- > since the hammer is very durable
- > Hammer head and steel tube form a keyed connection. A safety extra!
- > The reinforcing bulge at the transition point from hammer handle to head ensures an even spread of forces throughout the hammer head.

ERGONOMIC

- > since optimum handle geometry
- > 100 mm longer than the DIN requirement = greater impact power from the same force applied
- > Stud at the end of the handle ensures that proper gripping handle
- > The handle diameter is perfectly adjusted to the geometry of one's hand
- > since low-on-vibration
- > The keyed connection between hammer head and steel tube in the handle is rubber-jacketed. As a result, the rubber absorbs much of the vibration arising on impact.
- > The rubber layer vulcanised on the handle provides an extremely low modulus of elasticity and, in turn, absorbs most of the remaining vibrations.
- > Test findings: Ingenieurbüro für Ergonomie, 67824 Feilbingert: 9 GuStaV has the same positive vibration features as a comparable wooden-shaft hammer.

9 GUSTAV SLEDGE HAMMER

with rubber grip and steel tube handle

- > Resilient, practically unbreakable, low-on-vibration hammer
- > Forged hammer head acc. to DIN 1193
- > Head ground and clear varnished
- > Rubber handle reinforced inside with hardened steel tube
- > Hammer head and steel tube form a keyed connection. A safety extra!
- > Vibrations are absorbed by the rubber handle to the same extent as with wooden shafts
- > 900 mm handle length: 100 mm in excess of the DIN requirement - ensures more powerful strikes from the same force applied
- > Resistant to petrol and oil
- > Two serrated gripping zones. Knurled, non-sliding! Equally easy to use with either short or long arms

- > Stud-type handle and ergonomically adapted grip diameter
- > The reinforcing bulge at the transition point from hammer handle to head ensures an even spread of forces in the hammer eye
- > DBGM (= German Utility Patent)



609 H SLEDGE HAMMER ROTBAND-PLUS

- > Forged hammer head DIN 1042
- > Spare handles complete with steel sleeve, tapered collar, fixing plate and wood screw
- > Hickory handle DIN 5112, with additional long and hardened steel sleeve
- > ROTBAND-PLUS handle join, high working safety, long service life, best price-performance ratio



g	l mm	kg	Code	No.
3000	600	3.755	8673220	609 H-3
3000	900	3.880	8673300	609 H-3-90
4000	700	4.940	8673490	609 H-4
4000	900	5.270	8673570	609 H-4-90
5000	800	6.035	8673650	609 H-5
5000	900	6.220	8673730	609 H-5-90
6000	800	7.045	8673810	609 H-6
6000	900	7.200	8674030	609 H-6-90
8000	900	9.185	8674110	609 H-8

E 609 H SPARE HANDLE ROTBAND-PLUS

- > Hickory handle DIN 5112
- > Steel sleeve, fixing plate, tapered collar and wood screw
- > For all hammer heads according to DIN 1042
- > With this handle, every standard DIN hammer head can be converted to a ROTBAND-PLUS-sledge hammer



l mm	kg	Code	No.	l mm	kg	Code	No.
600	0.770	8681750	E 609 H-3	900	1.082	8740860	E 609 H-5-90
900	0.990	8740510	E 609 H-3-90	800	0.900	8740350	E 609 H-6
700	0.840	8681910	E 609 H-4	900	1.100	8747950	E 609 H-6-90
900	0.840	8740780	E 609 H-4-90	900	1.390	8683610	E 609 H-8
800	1.120	8683530	E 609 H-5				

9E+9H SLEDGE HAMMER

- > Forged hammer head DIN 1042
- > With ash (E 9 E) or hickory handle (E 9 H) DIN 5112



Ash				
g	l mm	kg	Code	No.
3000	600	3.330	8612000	9 E-3
3000	900	3.450	8809220	9 E-3-90
4000	700	4.365	8612190	9 E-4
5000	800	5.535	8612270	9 E-5
5000	900	5.495	8809650	9 E-5-90
6000	800	6.590	8612350	9 E-6
8000	900	8.650	8612430	9 E-8

Hickory				
g	l mm	kg	Code	No.
3000	600	3.515	8615370	9 H-3
3000	900	3.705	8812360	9 H-3-90
4000	700	4.710	8615450	9 H-4
4000	900	5.040	8812440	9 H-4-90
5000	800	5.760	8615530	9 H-5
5000	900	5.800	8812520	9 H-5-90
6000	800	6.680	8615610	9 H-6
6000	900	6.795	8812600	9 H-6-90
8000	900	8.815	8615880	9 H-8

E 9 E + E 9 H SPARE HANDLE

- > Ash (E 9 E) or hickory (E 9 H)
- > Acc. to DIN 5112
- > Execution -90 = 90 cm handle

Ash				
for hammer	l mm	kg	Code	No.
9-3, 10-3, 17-3, 20-3	600	0.400	8613080	E 9 E-3
9-3, 9-4	900	0.660	8784210	E 9 E-3-90
9-4, 10-4, 17-4, 20-4	700	0.580	8613160	E 9 E-4
9-5, 9-6, 10-5, 10-6, 17-5, 17-6, 20-5, 20-6	800	0.730	8613240	E 9 E-5
9-5, 9-6	900	0.840	8784480	E 9 E-5-90
9-8, 9-10, 17-8, 17-10, 20-8, 20-10	900	1.100	8613400	E 9 E-8

Hickory				
for hammer	l mm	kg	Code	No.
9-3, 10-3, 17-3, 20-3	600	0.400	8616500	E 9 H-3
9-3, 9-4	900	0.790	8786180	E 9 H-3-90
9-4, 10-4, 17-4, 20-4	700	0.630	8616690	E 9 H-4
9-5, 9-6, 10-5, 10-6, 17-5, 17-6, 20-5, 20-6	800	0.810	8616770	E 9 H-5
9-5, 9-6	900	0.700	8786260	E 9 H-5-90
9-8, 9-10, 17-8, 17-10, 20-8, 20-10	900	0.960	8616930	E 9 H-8

9 F SLEDGE HAMMER

- > Forged hammer head DIN 1042
- > With practically unbreakable fibreglass handle, with secured head



g	l mm	kg	Code	No.
3000	600	3.665	8614130	9 F-3
3000	900	3.955	8820380	9 F-3-90
4000	700	4.930	8614210	9 F-4
4000	900	5.050	8820890	9 F-4-90
5000	800	6.370	8614480	9 F-5
5000	900	6.420	8820970	9 F-5-90
6000	800	7.165	8614560	9 F-6
8000	900	9.280	8614640	9 F-8